



PSM 350 M



YARI OTOMATİK AÇILI TESTERE TEZGAHI SEMI AUTOMATIC MITER BANDSAW MACHINE




MALZEME SIKMA SİSTEMİ
MATERIAL CLAMPING SYSTEM



ŞERİT GERDİRME SİSTEMİ
BLADE TENSIONING



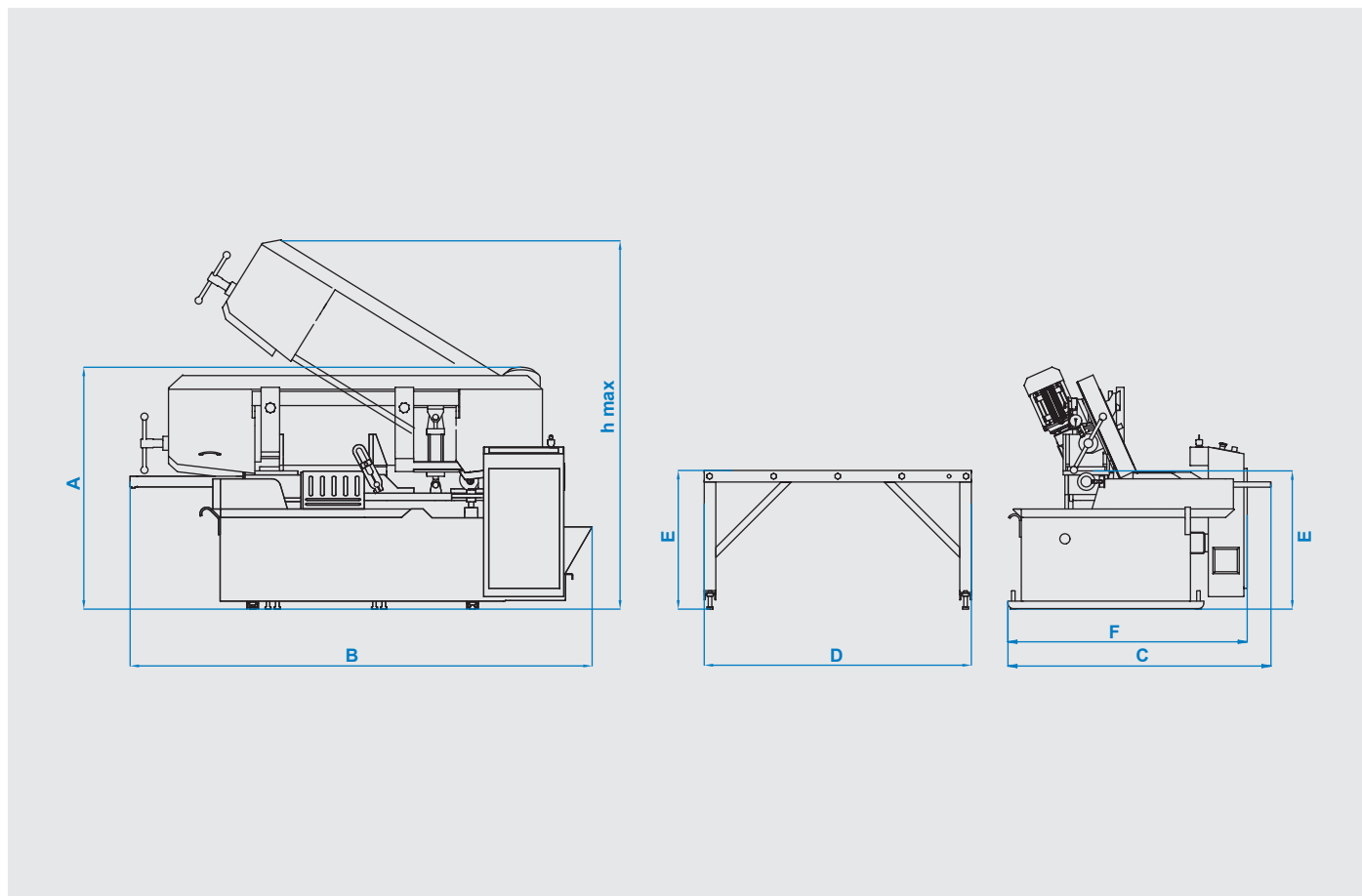
KUMANDA PANELİ
CONTROL PANEL



AÇILI KESİM
MITER CUTTING



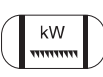
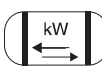
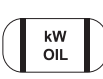
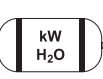



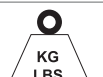


ÖLÇÜLER DIMENSIONS










MAFSALLI MODELLER PIVOT TYPES



TEKNİK ÖZELLİKLER / TECHNICAL FEATURES

A	1360 mm 53.54 inch	B	2600 mm 102.36 inch	C	1480 mm 58.27 inch	D	1500 mm 59.06 inch	E	780 mm 30.71 inch	F	1355 mm 53.35 inch	hmax	2080 mm 81.89 inch
---	-----------------------	---	------------------------	---	-----------------------	---	-----------------------	---	----------------------	---	-----------------------	------	-----------------------

 Yarı Otomatik Semi Automatic	 Şerit Ölçüsü Blade Dimension 34 x 1.1 x 4555 mm 1 1/4 x 0.042 x 179.3 inch	 Şerit Motoru Blade Motor 4 kW - 1500 d/d 5.36 hp - 1500 rpm	 Sürücü Motor Feeding Motor Manuel Manual
 Hidrolik Motor Hydraulic Pump Motor 0.75 kW - 1400 d/dk 1 hp - 1400 rpm	 Soğutucu Motor Cooling Liquid Motor 0.12 kW - 3000 d/dk 0.16 hp - 3000 rpm	 Voltaj Voltage 400 V 400 V	 Maksimum Güç Maximum Power 4.87 kW 6.5 hp
 Kesme Hızı Cutting Speed 15 m/dk - 49 m/dk 100 m/dk - 328 ft/min	 Ağırlık Weight 1150 kg 2535 lbs	 Malzeme Sıkma Sistemi Material Clamping System Hidrolik Hydraulic	 Şerit Germe Sistemi Blade Tensioning System Hidromekanik Hydramechanic

 Kesim Kapasitesi Cutting Capacity	 Kesim Kapasitesi Cutting Capacity	mm inch	 60°	 45°	 30°	 0°	 30°	 45°	 60°
350 mm 13.78 inch	450 mm 17.71 inch					350 mm 13.78 inch	350 mm 13.78 inch	300 mm 11.81 inch	
						350 mm 13.78 inch	340 mm 13.38 inch	250 mm 9.84 inch	
						280 x 450 mm 11.02 x 17.71 inch	300 x 350 mm 11.81 x 13.78 inch	200 x 300 mm 7.87 x 11.81 inch	